


Illusion 1 - Instructions



Remove the system from the bag.




Locate the feet on the back of the unit. Fold the feet out.



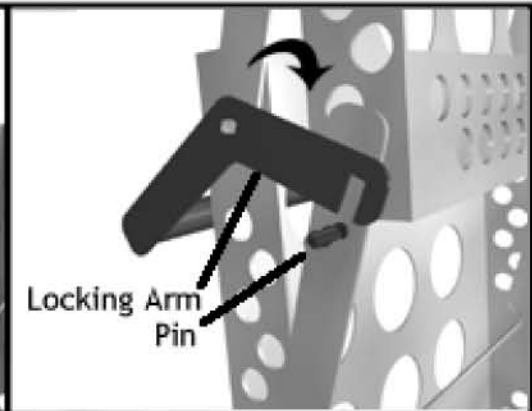
Disengage the locking arm/handle by pushing the handle towards the back of the system.



Pull the front pocket of the unit forward and up.




Rotate the locking arm so that it clears the structure.



Continue to pull the unit up until the locking arm fit over the pin on the side of the unit.

Product Details

Bag: Black
Color: black or silver
Profile of Base: 14"D x 12"W
Height of Display: 60"
Pocket Size: 1"D x 9.5"W x 12"T
Shipping Size: 20" x 11" x 9"
Shipping Weight: 19 lbs



Reverse the procedure to disassemble.